

SIM24



Bus Timetable
New York City Transit

Prince's Bay - Midtown Manhattan Express via Huguenot Av

Express Service

For accessible subway stations, travel directions and other information:

Effective June 30, 2024

Visit www.mta.info or call us at 511

SIM24 Weekday

To Midtown Manhattan

Princes Bay Hylan Blvd / Luten Av	Huguenot Huguenot Av / Woodrow Rd	Travis Veterans Rd East / Arthur Kill Rd	Midtown West W 34 St / 9 Av	Midtown Madison Av / E 59 St
5:00	5:08	5:16	5:53	6:07
5:30	5:38	5:46	6:23	6:37
6:00	6:09	6:17	6:56	7:10
6:30	6:39	6:47	7:26	7:40
7:00	7:09	7:17	7:56	8:10
7:30	7:39	7:47	8:26	8:42
8:00	8:10	8:17	8:53	9:09

SIM24 Weekday**To Prince's Bay**

Midtown 5 Av / W 59 St	Midtown 5 Av / W 43 St	Midtown West W 34 St / 9 Av	Rossville Arthur Kill Rd / Veterans Rd East	Princes Bay Hylan Blvd / Luten Av
3:15	3:24	3:36	4:15	4:28
3:45	3:54	4:06	4:45	4:58
4:15	4:25	4:37	5:16	5:29
4:45	4:53	5:05	5:44	5:57
5:15	5:23	5:34	6:11	6:22
5:45	5:53	6:04	6:41	6:52
6:45	6:53	7:04	7:41	7:52

SIM24



Bus Timetable New York City Transit

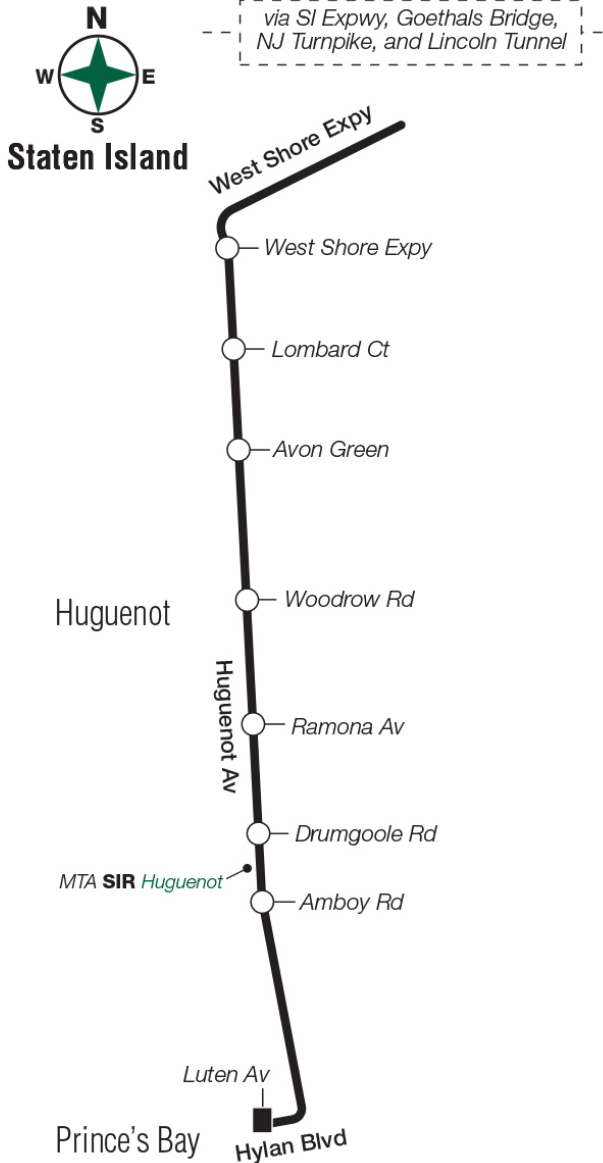
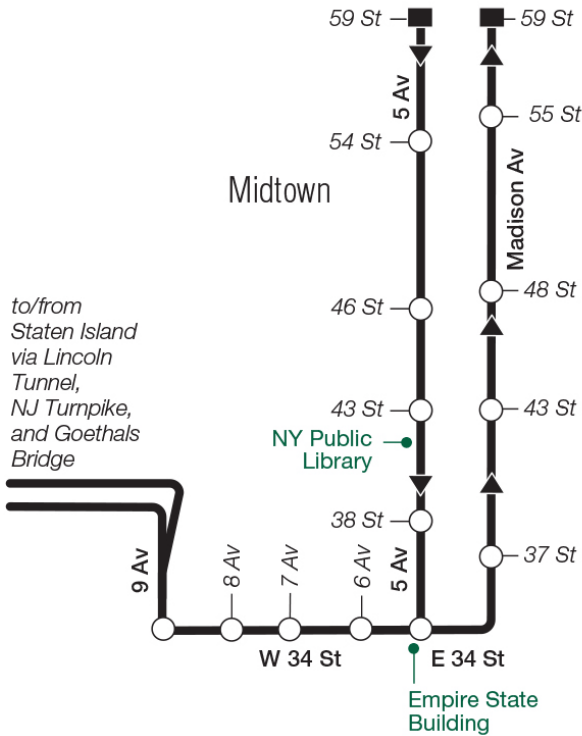
Prince's Bay - Midtown Manhattan Express via Huguenot Av

Express Service

Effective June 30, 2024

For accessible subway stations, travel directions and other information:

Visit www.mta.info or call us at 511



SIM024a21342

SIM24 MAP LEGEND

- Terminal
- Express Stop
- Point of Interest

Fares – MetroCard® is accepted for all MTA New York City trains (including Staten Island Railway - SIR), and, local, Limited-Stop and +SelectBusService buses (at MetroCard fare collection machines). Express buses only accept 7-Day Express Bus Plus MetroCard or Pay-Per-Ride MetroCard. All of our buses and +SelectBusService Coin Fare Collector machines accept exact fare in coins. Dollar bills, pennies, and half-dollar coins are not accepted. OMNY is the MTA’s new fare payment system. Use your contactless card or smart device to pay the fare on buses and subways. Visit omny.info for details of the rollout.

Free Transfers – Unlimited Ride MetroCard permits free transfers to all but our express buses (between subway and local bus, local bus and local bus etc.) Pay-Per-Ride MetroCard allows one free transfer of equal or lesser value if you complete your transfer within two hours of the time you pay your full fare with the same MetroCard. If you pay your local bus fare with coins, ask for a free electronic paper transfer to use on another local bus.

Reduced-Fare Benefits – You are eligible for reduced-fare benefits if you are at least 65 years of age or have a qualifying disability. Benefits are available (except on peak-hour express buses) with proper identification, including Reduced-Fare MetroCard or Medicare card.

Children – The subway, SIR, local, Limited-Stop, and +SelectBusService buses permit up to three children, 44 inches tall and under to ride free when accompanied by an adult paying full fare.

Terms and Conditions – Fares and MetroCard use are subject to applicable tariffs and conditions of use.

Bus Operator Apple Award

If you think your bus operator deserves an Apple Award--our special recognition for this service, courtesy and professionalism-- go to mta.info/customer-feedback or call 511 and give us the badge or bus number.


Holiday Service 2024

Reduced weekday service* operates on: Martin Luther King Day, Indigenous People's Day, Day After Thanksgiving, Dec 26, 27, 30, 31.

Saturday service operates on: Presidents Day+*, Independence Day.

Sunday service operates on: Memorial Day, Labor Day, Thanksgiving Day, Christmas Day, New Years Day.

* *Special schedules for these days will be available at mta.info for express routes only.*
 + *Staten Island buses will operate on a reduced weekday schedule.*
Information in this timetable is subject to change without notice. Traffic conditions and weather can affect running time.

<p>Travel Help and Information</p>	<p>IF YOU SEE SOMETHING, SAY SOMETHING.</p>
 <p>One MTA One Number. Call 511 and say MTA.</p> <p>TTY/TDD users only..... 711 Online: www.mta.info</p>	<p>Be suspicious of anything unattended.</p> <p>Tell a cop, an MTA employee or call 1-888-692-7233 (1-888-NYC-SAFE).</p>

Filing a Title VI Complaint – MTA New York City Transit (“NYC Transit”) and MTA Bus Company are committed to providing non-discriminatory service to ensure that no person is excluded from participation in, or denied the benefits of, or subjected to discrimination in the receipt of its services on the basis of race, color or national origin as protected by Title VI of the Civil Rights Act of 1964 (“Title VI”).

To request more information about Title VI or to submit a written complaint if you believe that you have been subjected to discrimination, you may contact NYC Transit’s Office of Equal Employment Opportunity, 130 Livingston Street, 3rd Floor, Brooklyn, NY 11201.

In addition to your right to file a complaint with NYC Transit and MTA Bus Company, you have the right to file a Title VI complaint with the U.S. Department of Transportation, Federal Transit Administration, Office of Civil Rights, Attention: Complaint Team, East Building 5th Floor – TCR, 1200 New Jersey Avenue SE, Washington, DC 20590.

We're serious about safety

your safety

We are committed to providing you with the safest service possible. Please take a moment to read this list and consider what can happen if you're not careful:

- **Don't run for the bus** — that's when most accidents happen. Slips, trips, and falls are the most common causes of injuries.
- **Stand behind the white line** if you are in the front of the bus. A sudden stop could propel you forward into the dashboard, window, or stairwell.
- **Avoid standing in the stairwell** of the rear door, and don't lean on the rear door.
- **Allow the bus operator to secure your chair** if you are in a wheelchair.
- **Keep your head and arms inside** bus windows.
- **Hold the handrail** when you exit, particularly in wintry weather when the steps get slippery from snow.
- **Signal the bus operator** two blocks before you want to get off so that there's sufficient time to stop.
- **Watch for cars** as you leave the bus. This becomes even more important when the bus operator is unable to pull completely into the bus stop. Make it a point to not cross in front of the bus after you get off.